

Guide to Online Pool Reservations

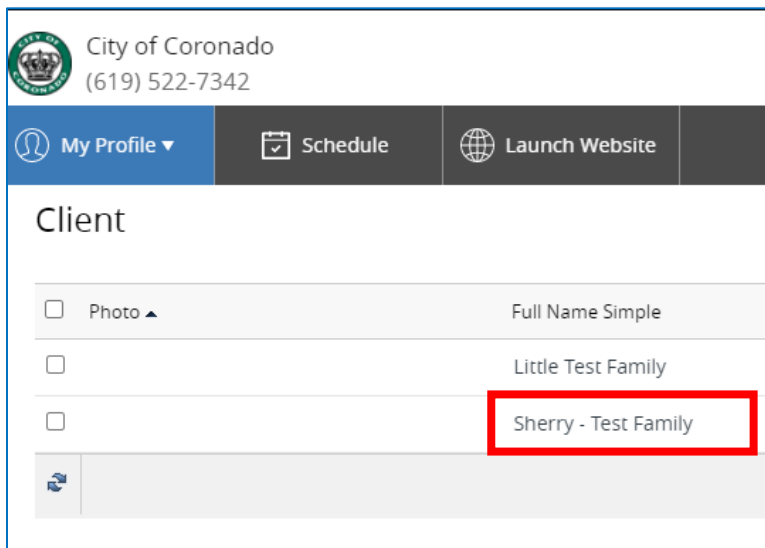
- Reservations are on a first come, first serve basis
- You may reserve a maximum of 3 spots per week
- Registration begins (either by phone or online) at 8 a.m. on Tuesday prior to the week being reserved
- Reservations may not be transferred
- Members of the same household may swim in the same lane under one reservation (both must have a membership)

Login to your PerfectMIND account: cityofcoronado.perfectmind.com

- If you have previously reserved a spot (either by phone or online) you already have a PerfectMIND account. We recommend entering your email and selecting “forgot password” to reset your login.

Create an Account'." data-bbox="62 369 389 612"/>

After logging in, select the family member you would like to register:



If you haven't done so already, sign the Waiver:

A screenshot of a web application interface. At the top, there is a navigation bar with buttons: 'Back to Client List' (blue), 'Edit' (green), 'Manage Login' (grey), 'Waiver' (grey, highlighted with a red box), 'Invoices' (grey), and 'Buy Membership' (grey, highlighted with a red box). Below this is a grid of four items:

Tennis Ball Machine 10-... Tennis Membership - Tennis ...	Swim Punch Pass - Adul... Membership - Lap Swim	Water Aerobics - 30 Pu... Membership - Water Aerobics	Waiver - PIF - 55+ Waiver
10 Sessions Remaining	5 Sessions Remaining	Cancelled	Cancelled

If you do not have a current membership for the pool (punch pass, monthly or annual membership), you will need to purchase one before continuing to book a reservation.

Next, Click on Lane Reservations and the appropriate pool:

A screenshot of the 'Lane Reservations' page. The top navigation bar has 'Lane Reservations' (blue, highlighted with a red box) and 'Launch Website' (grey). Below the navigation bar, there are two main buttons: 'Competition Pool Swim Reservations' (blue, highlighted with a red box) and 'Recreation Pool Swim Reservations' (blue, highlighted with a red box). On the left side, there are 'Reset' buttons and a search icon.

Select the day and the time that you would like to book by selecting Book Now! You will see the number of remaining spots for that time. A lane will be assigned to you in the pool that you have chosen when you arrive.

A screenshot of a reservation selection screen. At the top, 'Aug 28th' is highlighted with a red box. Below it, the text 'TESTING - DO NOT BOOK' is displayed. A time slot '9:00am - 10:00am' is highlighted with a red box. To the right, the location 'Coronado Aquatics Center' and 'No fee' are shown. On the far right, '1 spot(s) left' is displayed above a 'Book Now!' button, both highlighted with a red box.

You will only be allowed to select one time slot reservation at a time. For each additional reservation (for a maximum of 3 per week), you will have to complete the process again. Complete the next two pages by selecting BOOK NOW! and the person who will be reserving the lane.

A screenshot of the final booking confirmation screen. At the top left is the 'City of Coronado' logo and contact information. At the top right is the user name 'Sherry - Test McLaughlin'. Below the navigation bar, there are buttons for 'My Profile', 'Program Registration', 'Lane Reservations', and 'Launch Website'. The main content area shows 'TESTING - DO NOT BOOK' with a 'Back' button. Below this, the reservation details are listed: '8/28/20', '9:00am - 10:00am', and '1 spot(s) left'. A 'BOOK NOW!' button is highlighted with a red box. At the bottom right, it says 'Registration ends on 8/28/20 at 09:00 AM'.

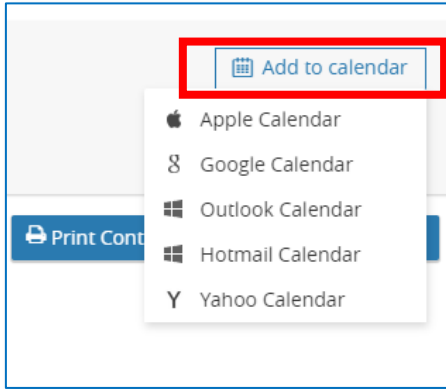
Who would you like to book?

Little Test Family "Little Test Family" does not qualify for any fee

Sherry - Test Family (You)

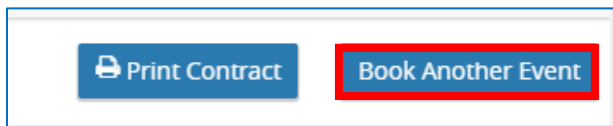
[Next](#)

A confirmation of your requested time will be shown. We recommend adding this event to your calendar:



Note: You may see additional days listed in your confirmation, but your schedule will only be for the day/time that you selected on the main booking screen.

Select Book Another Event to book additional times:



You may view your upcoming reservations by viewing your schedule which is located in your profile. Select My Profile and then scroll down to Schedule(s):

A screenshot of a user profile and calendar schedule. On the left, the profile header for 'City of Coronado' is shown, with the 'My Profile' dropdown menu highlighted in red. On the right, the 'Schedules' section is expanded, showing a calendar for September 2020. The calendar grid shows a reservation for 'Sherry - Test Family' on Monday, September 7th, from 06:00 AM to 07:00 AM, with a duration of 6 a.m. 50m. The reservation is highlighted with a red box.

If you have any questions, please contact the front desk by phone or by email:

(619) 522-7342, Option #3
recdept@coronado.ca.us